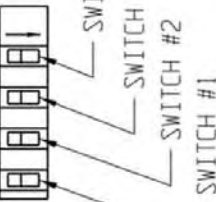
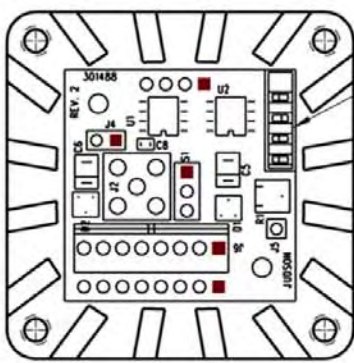
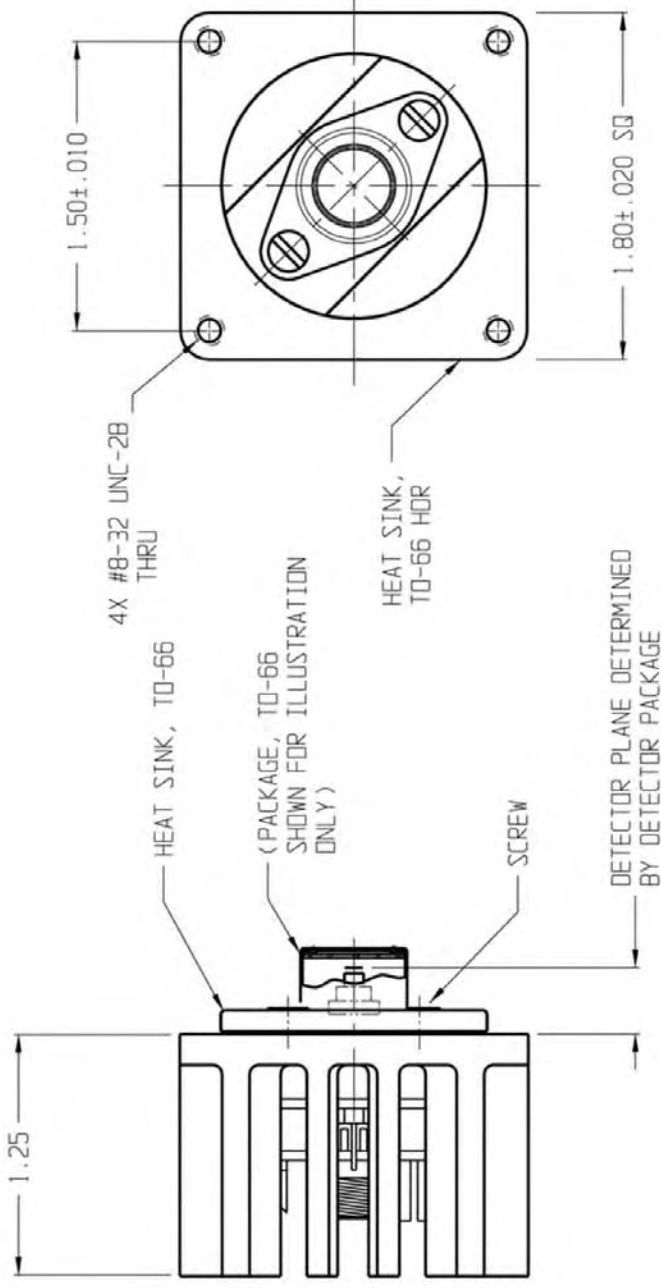


REVISIONS			
REV	DESCRIPTION	DATE	APPROVED
0	INITIAL RELEASE	03/15/98	KMM/JAH
1	CHANGED PER DCN 401060	07/09/98	KMM/HJD
2	CHANGED PER DCN 403427	03/25/03	AK/DFG



SWITCH SETTING				
GAIN	SI-1	SI-2	SI-3	SI-4
1 K	X			N/A
10 K		X		N/A
100 K			X	N/A

X DENOTES SWITCH CLOSED.
 * NOTE: SWITCH MUST BE IN DIRECTION OF ARROW TO BE CLOSED.

DETAIL "B"

UNLESS OTHERWISE SPECIFIED: DIMENSIONS ARE IN INCHES

TOLERANCES
 DECIMALS
 X ± .02
 XX ± .01
 XXX ± .005

ANGULAR
 1/4°

DESIGN	DATE	DATE
K.F.M.	04/15/97	
K.F.M.	04/15/97	
J.E.	3/20/98	
N/A		
ROBERT O'LEARY	3/20/98	
J HALL	3/23/98	

THIRD ANGLE PROJECTION

TELEDYNE JURSON TECHNOLOGIES
 A Teledyne Technologies Company

50 DUNDEE BLVD
 GREENWICH, CT 06830

HSAMP1-T066-TC6-PA5

REV C 56586 490114P00 2

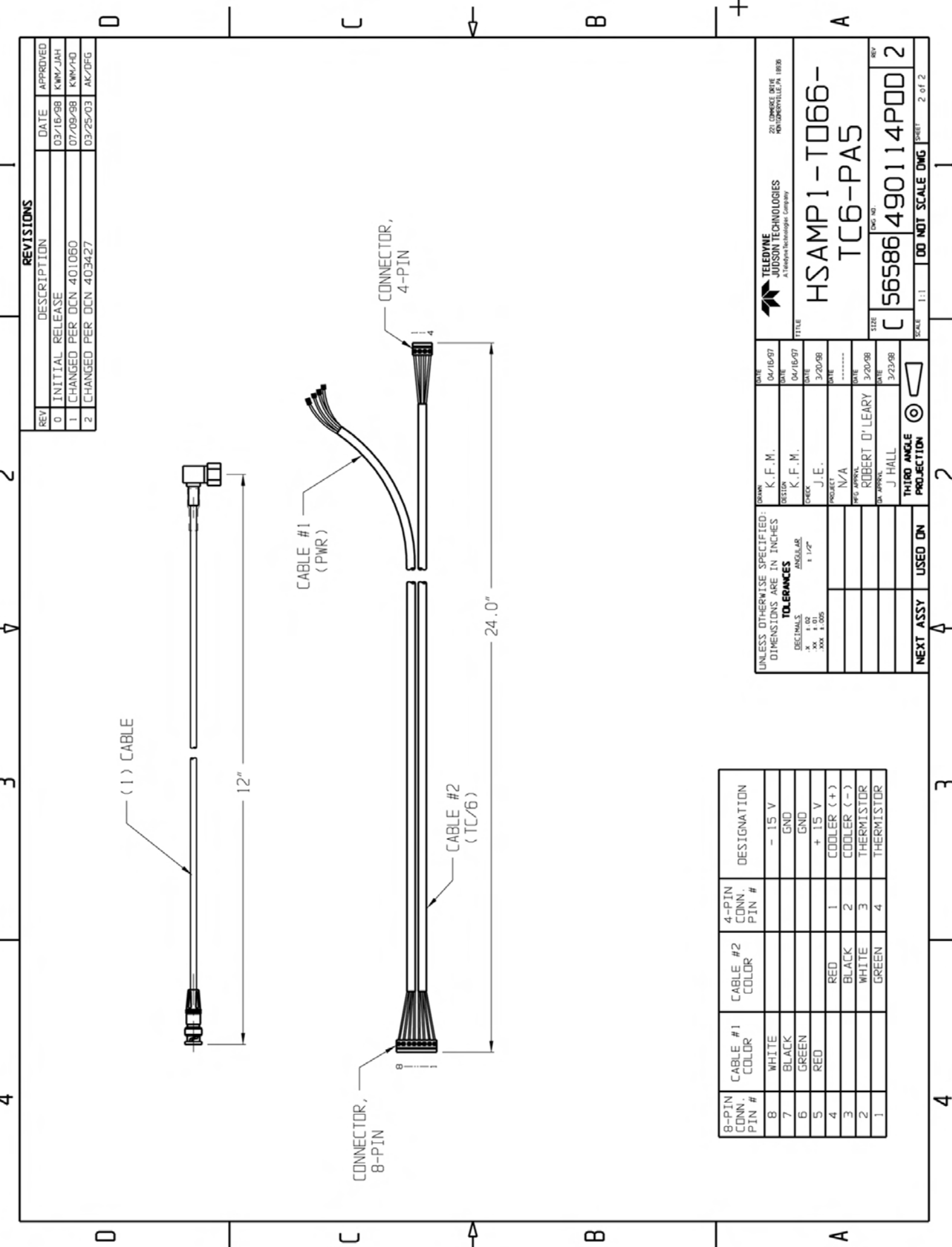
SCALE 2:1

00 NOT SCALE DWG

1 OF 2

SEE DETAIL "B"

VIEW "A"



REVISIONS

REV	DESCRIPTION	DATE	APPROVED
0	INITIAL RELEASE	03/16/98	KMM/JAH
1	CHANGED PER DCN 401060	07/09/98	KMM/HO
2	CHANGED PER DCN 403427	03/25/03	AK/DFG

8-PIN CONN. PIN #	CABLE #1 COLOR	CABLE #2 COLOR	4-PIN CONN. PIN #	DESIGNATION
8	WHITE			- 15 V
7	BLACK			GND
6	GREEN			GND
5	RED			+ 15 V
4		RED	1	COOLER (+)
3		BLACK	2	COOLER (-)
2		WHITE	3	THERMISTOR
1		GREEN	4	THERMISTOR

 20 LOWRICE DRIVE FARMINGTONVILLE, CT 06030		DATE: 04/18/97 DESIGNER: K.F.M. CHECKER: K.F.M. DATE: 04/18/97 PROJECT: J.E. DATE: 3/20/98 N/A DATE: 3/20/98 DATE: 3/20/98 DATE: 3/20/98 DATE: 3/20/98 DATE: 3/20/98	
UNLESS OTHERWISE SPECIFIED: DIMENSIONS ARE IN INCHES TOLERANCES: DECIMALS: .005 ANGULAR: ± 1/2° X: ± .02 XX: ± .01 XXX: ± .005		TITLE: HSAMP 1-T066-TC6-PA5 SIZE: C 56586 DWG. NO.: 490114P00 REV: 2	
NEXT ASSY: <input type="checkbox"/> USED ON: <input type="checkbox"/>		SCALE: 1:1 SHEET: 2 of 2	